

PMEX Daily Commodity Roundup

Friday, August 10, 2018



Global Perspective

FX: USD emerged stronger on Friday, hovering just short of a 13-month high against a basket of currencies as European currencies as GBP and EUR continued to lose traction. USD dipped to JPY 110.92, a little below the session high of JPY 111.165. GBP was little changed at USD 1.2830 after slipping to one-year low of USD 1.2819 overnight. EUR was steady at USD 1.1524 after touching a seven-week low of USD 1.1516.

Gold: Gold prices held broadly steady early on Friday after dipping the session before, drawing some support from global political tensions and a slightly weaker USD against JPY. Spot price of yellow metal rose to USD 1,213.14 an ounce by 0058 GMT, having lost 0.1 percent on Thursday.

Crude Oil: Oil prices on Friday edged up on concerns that re-imposition of the U.S. sanctions against Iran would tighten supplies. However, escalating trade dispute between Washington and Beijing held markets back from further gains. Brent futures rose to USD 72.20 per barrel by 0406 GMT, up 13 cents from their last close. WTI futures were also up by 5 cents to USD 66.86.

Copper: At COMEX, copper September delivery was up 0.13 percent to USD 2.7690 per pound.

Silver: At COMEX, silver September contract was down 0.21 percent to USD 15.43 an ounce.

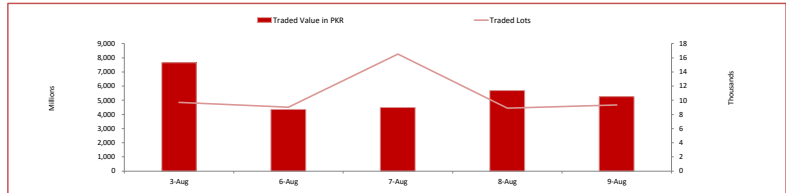
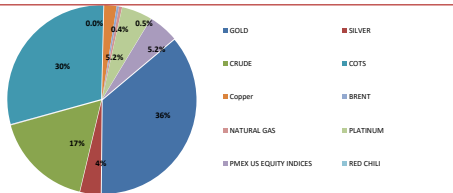
Following data is expected to be announced today and on Monday around given times:

Time (PST)	Forecast	Previous	Currency	Impact	Details
August 10, 2018	7:30 AM				
	2:30 PM	0.20%	GBP	High	RBA Monetary Policy Statement
	6:30 PM	17.5K	CAD	High	Employment Change
August 13, 2018	13th-17th	0.01	EUR	Low	German WPI m/m
	13th-17th	4.63%	USD	Medium	Mortgage Delinquencies

PMEX Market Overview

On Thursday at Pakistan Mercantile Exchange Limited, PMEX Commodity Index closed at 3,452. The traded value of Metals, Energy and COTs/FX was recorded at PKR 5.265 billion and the number of lots traded was 9,322. Major business was contributed by gold amounting to PKR 1,910 billion, followed by currencies through COTS (PKR 1,562 billion), WTI crude oil (PKR 894.384 million), platinum (PKR 275.945 million), silver (PKR 186.956 million), NSDQ100 (PKR 136.339 million), DJ (PKR 129.800 million), copper (PKR 111.728 million), natural gas (PKR 27.379 million), Brent crude oil (PKR 21.552 million) and SP500 (PKR 8.146 million). In agriculture 2 lots of cotton amounting to PKR 1.064 million were traded.

Commodity Wise Volume



Top Ten Brokers of the Day

Thursday, August 9, 2018

Position	Lot Wise	Value wise
1	Market 786 (Pvt.) Limited	H.G Markets (Pvt.) Limited
2	H.G Markets (Pvt.) Limited	Market 786 (Pvt.) Limited
3	Enrichers (Pvt.) Limited	Blink Capital Management (Pvt.) Limited
4	JS Global Capital Limited	BMA Capital Management Limited
5	Blink Capital Management (Pvt.) Limited	JS Global Capital Limited
6	Arif Habib Commodities (Pvt.) Limited	Enrichers (Pvt.) Limited
7	BIP Securities Limited	Matrix Commodities Management (Pvt.) Limited
8	BMA Capital Management Limited	Arif Habib Commodities (Pvt.) Limited
9	Summit Capital (Pvt.) Limited	FinTech (Pvt.) Limited
10	Matrix Commodities Management (Pvt.) Limited	Summit Capital (Pvt.) Limited

PMEX Price Return Summary

Statistics	Gold	Silver	DIA	NSDQ100	SP500	Crude	Brent	Natural Gas	Platinum	EURUSD	GBPUSD	AUDUSD	USDCHF	EURGBP	EURJPY	GBPJPY	USDCAD	JPYUSD	Copper
Return Close/Open %	-0.12	0.13	-0.19	-0.04	-0.11	-0.07	-0.28	0.07	0.19	-0.69	-0.39	-0.81	0.11	-0.58	0.23	-0.33	0.23	0.128	0.254
Difference in Open and Close (\$)	650	2	-49	2.8	-3.3	-0.05	-0.2	0	1.6	-0.008	-0.005	0.001	0	-0.7	-0.5	0.003	0.142	0.007	
Range Day (Max-Min)/Open %	0.6	1.07	0.51	0.63	0.39	1.42	1.53	1.12	1.8	0.870	0.756	1.29	0.67	0.66	0.84	0.84	0.590	0.495	2.57
Difference in Maximum and Minimum (\$)	730	16.6	129	47.25	11.25	0.95	1.1	0.03	15	0.010	0.010	0.01	0.01	-0.22	-0.58	-0.33	0.008	0.55	0.07
Average Return (1 Hour) %	0.183	0.378	0.148	0.161	0.127	0.48	0.503	0.412	0.455	0.177	0.218	0.338	0.238	0.222	0.185	0.219	0.226	0.158	0.528
Volatility (1 Hour) %	0.07	0.114	0.075	0.096	0.061	0.234	0.235	0.218	0.177	0.043	0.058	0.063	0.049	0.051	0.05	0.071	0.034	0.041	0.224
Return to Volatility Ratio (1 Hour)	2.618	3.322	1.973	1.674	2.085	2.053	2.141	1.891	2.572	4.145	3.732	5.37	4.844	4.373	3.693	3.1	6.653	3.884	2.355
Intraday Volatility %	0.32	0.521	0.344	0.441	0.279	1.071	1.076	0.999	0.811	0.196	0.268	0.288	0.225	0.233	0.23	0.323	0.156	0.187	1.027

PMEX Trading Summary

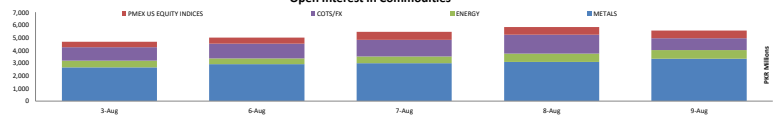
	Metals											Agriculture	
OI - Lots	43	500	6,202	540	1190	540	104	14	74	4	259	84	1
OI - Value (Millions)	650	756	938	103.47	22.8	103.47	100	134	25.35	34.25	134.0	435	0.54
Market Trend	NL	NL	NL	NL	NL	NL	NL	NL	NL	NL	NL	NL	NL
TV - Lots	43	534	2,975	12	526	12	112	7	147	7	403	13	2
TV - Value (Millions)	651	809	451	10.08	2.3	10.08	107	67	50.95	60.77	208.6	67	1

	Currency through COTS															
OI - Lots	85	233	54	44	7	14	3	9	1	8	2	11	3	47	69	57
OI - Value (Millions)	121.49	370.45	66.94	40.24	8.68	17.35	3.74	8.23	1.43	11.44	2.86	17.49	2.74	67.18	98.61	90.62
Market Trend	NL	NL	NL	NL	NS	NS	NL	NL	NL	NL	NL	NL	NL	NS	NL	NL
TV - Lots	406	115	96	49	11	51	3	2	0	3	0	11	0	104	210	50
TV - Value (Millions)	582.59	183.31	118.98	44.96	13.61	63.1	3.75	1.84	0	4.29	0	17.51	0	149	300.6	79.8

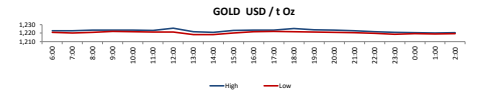
	PMEX US Equity Indices				Energy									
OI - Lots	56	277	505	46	46	10	10	0	870	46	10	7	148	38
OI - Value (Millions)	176.99	256.66	179	4.1	9	0	0	72	355	58	54	139	139	139
Market Trend	NS	NS	NS	NL	NL	NL	NL	NL	NL	NL	NS	NS	NS	NS
TV - Lots	41	147	23	80	16	16	0	2,311	757	9	45	3	3	3
TV - Value (Millions)	129.8	136.34	8	7.17	14	14	0	192	628	75	16	11	11	11

Open Interest | NL = Net Long | NS = Net Short | Value = PKR | Trading Volume=TV

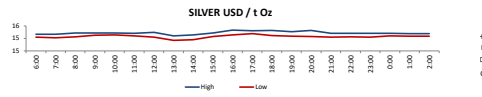
Open Interest in Commodities



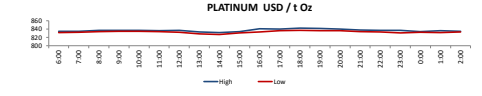
Open interest reduced by PKR 281 million to PKR 5.57 billion. Positions in metals were 60 percent of the overall open interest, whilst the share of energy was 12 percent. The total open interest reduced by 5 percent from the last trading day. The open interest in silver was PKR 225.92 million. Positions in currencies through COTS were at PKR 929.48 million contributing 17 percent to the total open interest.



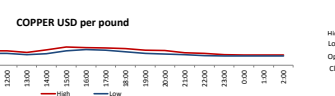
High 1225.6
Low 15.367
Open 15.438
Close 15.458



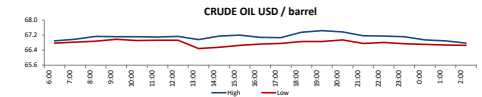
High 15.533
Low 12.883
Open 12.216
Close 12.211



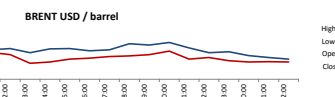
High 842.3
Low 827.3
Open 833
Close 834.6



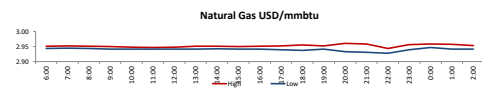
High 2.87
Low 2.749
Open 2.756
Close 2.763



High 67.44
Low 66.49
Open 66.77
Close 66.72



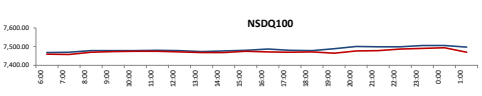
High 72.53
Low 71.83
Open 72.2
Close 72



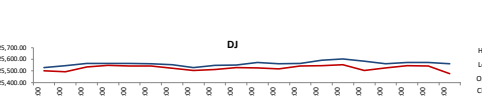
High 2.961
Low 2.928
Open 2.944
Close 2.946



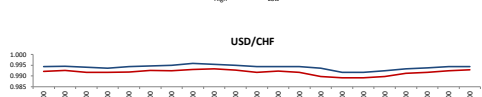
High 2863
Low 2851.75
Open 2827.5
Close 2854.5



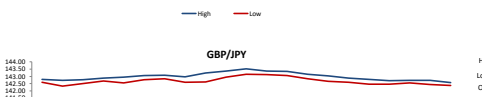
High 7505.75
Low 7485.5
Open 7477.5
Close 7474.75



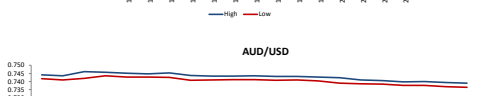
High 25604
Low 25475
Open 25466
Close 25497



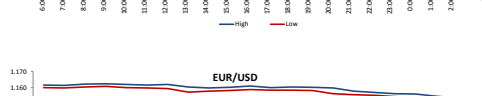
High 0.999
Low 0.9891
Open 0.993
Close 0.994



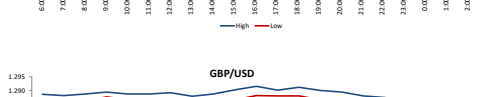
High 142.53
Low 142.332
Open 142.934
Close 142.456



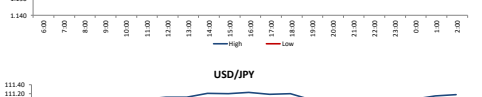
High 0.746
Low 0.7365
Open 0.744
Close 0.738



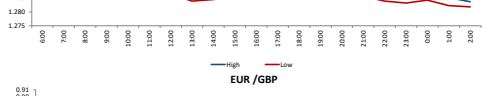
High 1.1624
Low 1.1523
Open 1.161
Close 1.153



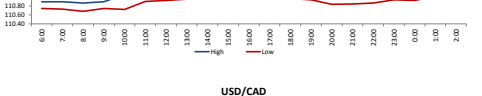
Low 1.2838
High 1.2915
Open 1.288
Close 1.283



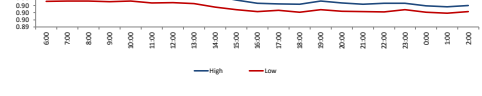
High 111.23
Low 110.68
Open 110.93
Close 111.072



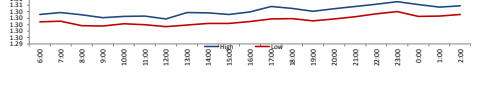
High 0.9037
Low 0.8978
Open 0.901
Close 0.899



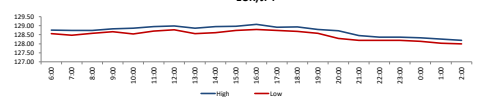
High 1.3071
Low 1.2994
Open 1.302
Close 1.305



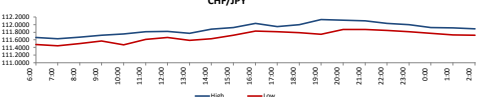
High 129.07
Low 128
Open 128.832
Close 128.063



High 112.13
Low 114.69
Open 111.716
Close 112.004



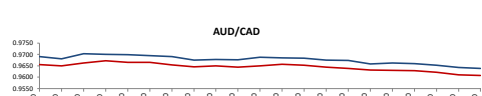
High 1.5657
Low 1.5584
Open 1.562
Close 1.5633




High 0.9703
Low 0.9608
Open 0.968
Close 0.962




High 82.7
Low 81.866
Open 82.471
Close 82.489



High 1.5129
Open 1.512
Low 1.5026
Close 1.504



High 1.1545
Low 1.1445
Open 1.153
Close 1.153



High 1.2892
Low 1.2796
Open 1.279
Close 1.279

DISCLAIMER: This report is for information purposes only and does not constitute an offer or solicitation to make an investment in Commodity Futures Contracts which carries risk. The information contained herein is based on information received from sources which we believe to be reliable, but we do not warrant the accuracy of such information. We are not making any representation about the accuracy, completeness and any other information.